

**Sky Paragliders a.s.**  
Mr. Nemeč Martin  
Okružní 39  
73911 Frýdlant nad Ostravicí  
Czech Republic

## Test CERTIFICATE

---

The under mentioned sample of paraglider harness has been tested successfully in accordance with following standards:

- European Standard:
  - o EN 1651 September 1999
  - o EN 12491 March 2001

---

Certificate number:..... **PH 015.2011**  
 Manufacturer:..... **Sky Paragliders a.s.**  
 Model..... **GII**  
 Size:..... **Medium**  
 Maximum certified pilot weight in flight:..... **100 kg**  
 Weight of the harness:..... **2.9 kg**

---


Best Regards,

Villeneuve, April 26, 2011

Alain Zoller



Randi Eriksen



Sky Paragliders a.s.  
Mr. Nemeč Martin  
Okružní 39  
73911 Frýdlant nad Ostravicí  
Czech Republic

## Test ZERTIFIKAT

---

Das nachfolgende Baumuster eines Gleitschirm-Gurtzeuges wurde erfolgreich auf seine Erfüllung des folgenden Standards getestet:

- 2. DV LuftGerPV §1, Nr. 7 c

---

Nummer Zertifikat:..... **GZ 015.2011**  
Hersteller:..... **Sky Paragliders a.s.**  
Modell:..... **GII**  
Größe:..... **Medium**  
Maximales Startgewicht:..... **100 kg**  
Eigengewicht Gurtzeug:..... **2.9 kg**

---

Mit freundlichen Grüßen,

Villeneuve, April 26, 2011

Alain Zoller

Randi Eriksen



## Test Report

This test report describes the test results of the below mentioned paragliding harness.

All the tests were carried out by:

Air Turquoise SA, official test laboratory of Switzerland

para-test.com



paragliding by air turquoise

### Standards

Tests were carried out in conformity with the following standards:

- 2. DV LuftGerPV §1, Nr. 7 c (\*note: in what follows this will be abbreviated by "LTF")
- European Standard EN1651 September 1999 (\*note in what follows this will be abbreviated by "EN")
- European Standard EN12491 September 2001 (\*note in what follows this will be abbreviated by "EN12491")

### Harness details

<b>Manufacturer:</b>	Sky Paragliders a.s.
<b>Harness model:</b>	GII
<b>Size:</b>	Medium
<b>Harness Weight:</b>	2.9 kg
<b>Maximum certified pilot</b>	100 kg
<b>Impact protection type:</b>	Air bag protection
<b>Harness type:</b>	ABS

<b>Test responsible:</b>	Alain Zoller
<b>Test place:</b>	Villeneuve
<b>Test date:</b>	November 30, 2010
<b>Test room temp &amp; humidity:</b>	20,6° C; 27 %rel
<b>Certification number EN:</b>	PH 015.2011
<b>Certification number LTF:</b>	GZ 015.2011

page 1 of 4



## Test summary

### A. STRUCTURAL STRENGTH TESTS

A test plan was set up in order to execute the different tests in an efficient order. The table below summarizes this test plan together with the applicable standards and results.

Test ID	TESTED ?	Standard Ref.		TEST setup	Anchoring		Forces		Min. Test duration [sec]	Result
		EN	LTF		Attach - ment points	Dummy	Req. Load in g	Min. force [N]		
1	✓	5.3.2.1	4.2.1.a	Default flying position	2 main attachment points	Hip fixated	6g 9g	6000 9000	10	OK
2	✓	5.3.2.2					15g	15000	5	OK
3	✓		4.2.1.b	Default, landing position	2 main att. points	Hip fixated, landing conf.	6g	6000	10	OK
4	✓	5.3.2.7					15g	15000	5	OK
5	✓		4.2.1.a rescue	Rescue	2 rescue att. Pnts.	Hip fixated	9g	9000	10	OK
6	✓	5.3.2.4					15g	15000	5	OK
7	✓		4.2.1.b rescue	Rescue, landing		Hip fixated, landing conf.	6g	6000	10	OK
8	✓	5.3.2.3		One riser	ONE main att.	1 central hip fixation	6g	6000	10	OK
9		5.3.2.5	4.2.1.d	Towing	2 main att. + 2 tow att.	None	3g 5g	3000 5000	10	n/t
10	✓	5.3.2.6		Default, Negatif	One main att.	Head fix.	4.5g	4500	10	OK
11	✓		4.2.1.c	Upside down	2 main att. downw.		6g	6000	10	OK
12	✓		4.2.1.c rescue	Upside down rescue	2 rescue att. downw.	Head fix.	6g	6000	10	OK

### B. HARNESS PROTECTION SHOCK TEST

Most paraglider harnesses are equipped with a protection device that damps the shock on the pilot's spine during a hard landing.

Shock impact tests have to be executed on these harnesses in order to prove the damping characteristics of it.



Test ID	TESTED ?	Standar rd Ref.:	TEST setup	Anchoring		Impact			Result		
		LTF		Attach- ment points	Dummy	Max. tolerated peak impact in g	Max Peak impact measured	Impact duration of +38 g (if any) recorded:		Impact duration of +20 g (if any) recorded:	
<b>PRO TECT 1</b>	✓	5.1.1	<b>Default flying position</b>	Test dummy is attached to the harness like a pilot in flight.			+50g	47.396	0.005	0.0119	<b>OK</b>

### C. RESCUE DEPLOYMENT RESISTANCE TEST

The deployment of the rescue system has to be ensured in all circumstances of flight. This test is to verify whether the force needed to deploy is in between reasonable limits.

Test ID	TESTED ?	Standar rd Ref.	TEST setup	Anchoring		Force for single hand deployment			Result	
		LTF		Attach- ment points	Dummy	Min. force [N]	max. force [N]	Resistance measured [daN]		
<b>Resc depl</b>	✓	6.1.5	<b>Default flying position</b>	Test responsible is attached to the harness like a pilot in flight. (no dummy required)			20 N	70 N	n/t	<b>OK</b>

### D. RESCUE DEPLOYMENT STRAP STRENGTH TEST

The connection between handgrip and inner container has to have sufficient load capacity/structural strength in any situation that may arise during normal use. During this test is verified, whether this connection fulfill the requirements.

Test ID	TESTED ?	Standard Ref.		TEST setup	Minimum force [N]	Min. Test durati on [s]	Breaking resistance measured	Result
		LTF	EN 12491					
<b>Resc strap</b>	✓	6.1.8	5.3.2	Connection strap in tensile testing machine	700N	10	n/t	<b>OK</b>



After careful examination as explained in above mentioned test reports (from page 2 to page 18), the undersigned persons declare that the harness:

**Sky Paragliders a.s.**  
**GII**  
**Medium**

Complied with:

- **European Standard EN 1651 September 1999**

And / or (if tested)

- **European Standard EN 12491 March 2001**

And / or (if tested)

- **2. DV LuftGerPV §1, Nr. 7 c**

Villeneuve, November 30, 2010

Alain Zoller

\_\_\_\_\_  
Place, Date

\_\_\_\_\_  
Test responsible

page 4 of 4



Annex: detailed test reports

Harness Test		Test ID 1
Item:	GII	
Manufacturer	Sky Paragliders a.s.	
Test place & date:	Villeneuve	November 30, 2010
Test responsible:	Alain Zoller	
Temp. [°C] & Humidity:	20,6° C; 27 %rel	
Maximum certified pilot weight [kg]:	100	kg
<b>Standard</b>	EN 1651 & 2. DV LuftGerPV §1, Nr. 7 c	
Test standard §:	5.3.2.1 (EN) & 4.2.1 a (LTF DV)	
Test setup:	Default flying position	
Anchoring: Attachment points:	Both main riser attachments (3, 4)	
Dummy:	Default, hip fixed (7, 8)	
Required load in g :	9g (EN: 6g)	
Minimum load [N]:	9000 N (EN: 6000 N)	
Required test load in kg:	<b>900</b>	<b>kg</b>
Min. duration [s]:	10 s	

Results	
Duration of maintained min. load [s]:	<b>11.2 s</b>
Any signs of structural failure after this test:	<b>No visible failure</b>
Test result:	<b>Passed</b>

Graph:

— TEST ID 1: EN 5.3.2.1 & LTF 4.2.1.a    - - - Norm 600 daN    — norm 900 daN

Time (s)	Force (daN)
0	0
5	50
10	300
15	800
20	1100
25	1200
30	1150
32	1100
33	200
35	0





**Harness Test**

**Test ID 2**

**Item:** GII  
**Manufacturer:** Sky Paragliders a.s.  
**Test place & date:** Villeneuve November 30, 2010  
**Test responsible:** Alain Zoller  
**Temp. [°C] & Humidity:** 20,6° C; 27 %rel  
**Maximum certified pilot weight [kg]:** 100 kg

**Standard** EN 1651

**Test standard §:** 5.3.2.2

**Test setup:** Default flying position

**Anchoring: Attachment points:** Both main riser attachments (3, 4)

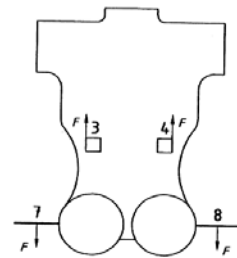
**Dummy:** Default, hip fixed (7, 8)

**Required load in g:** 15 g

**Min load [N]:** 15 000 N

**Required test load in kg:** **1500** kg

**Min. duration [s]:** 5s



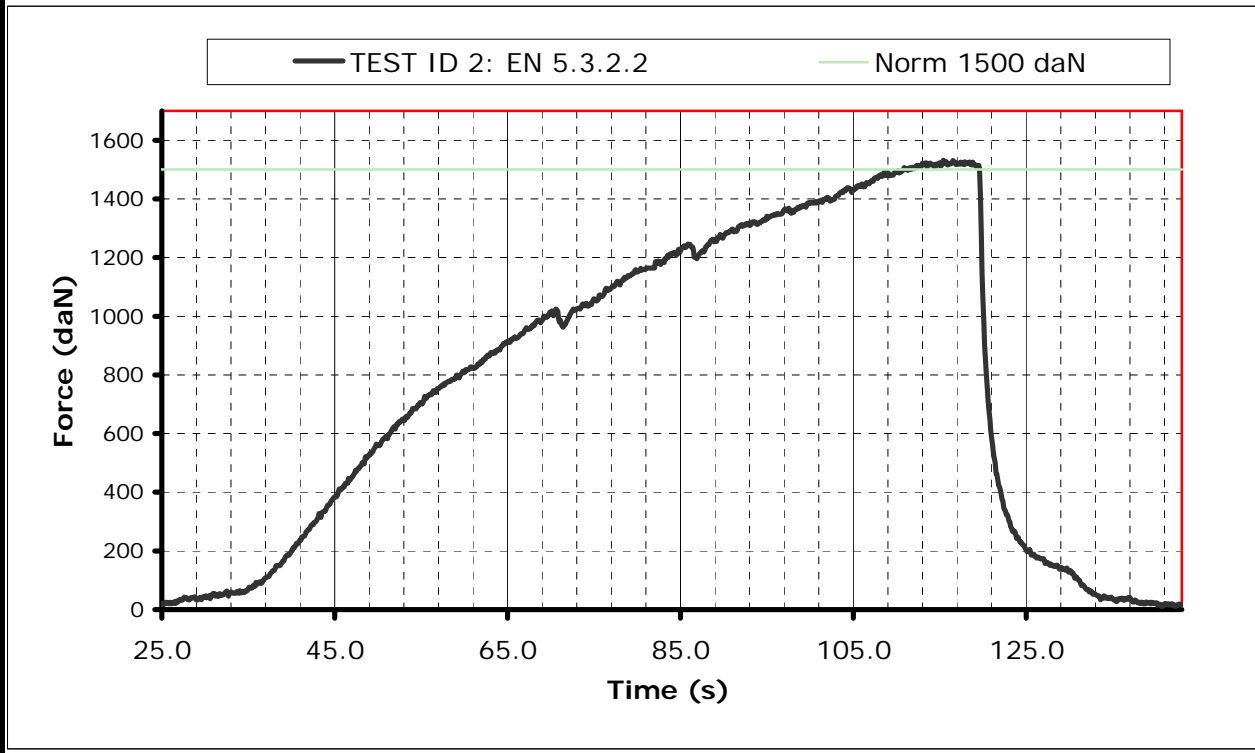
**Results**

**Duration of maintained min. load [s]:** **7.9 s**

**Any signs of structural failure after this test:** **No visible failure**

**Test result:** **Passed**

**Graph:**







## Harness Test

## Test ID 3

Item: GII  
 Manufacturer: Sky Paragliders a.s.  
 Test place & date: Villeneuve November 30, 2010  
 Test responsible: Alain Zoller  
 Temp. [°C] & Humidity: 20,6° C; 27 %rel  
 Maximum certified pilot weight [kg]: 100 kg

**Standard** 2. DV LuftGerPV §1, Nr. 7 c

**Test standard §:** 4.2.1.b

**Test setup:** Flying position before landing: seat board (11) in landing position, leg straps (10) closed.

**Anchoring: Attachment points:** Both of the main riser attachments attached (3 and 4);

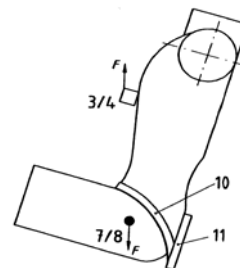
**Dummy:** Default, hip fixed (7, 8)

**Required load in g:** 6 g

**Min load [N]:** 6000 N

**Required test load in kg:** 600 kg

**Min. duration [s]:** 10 s



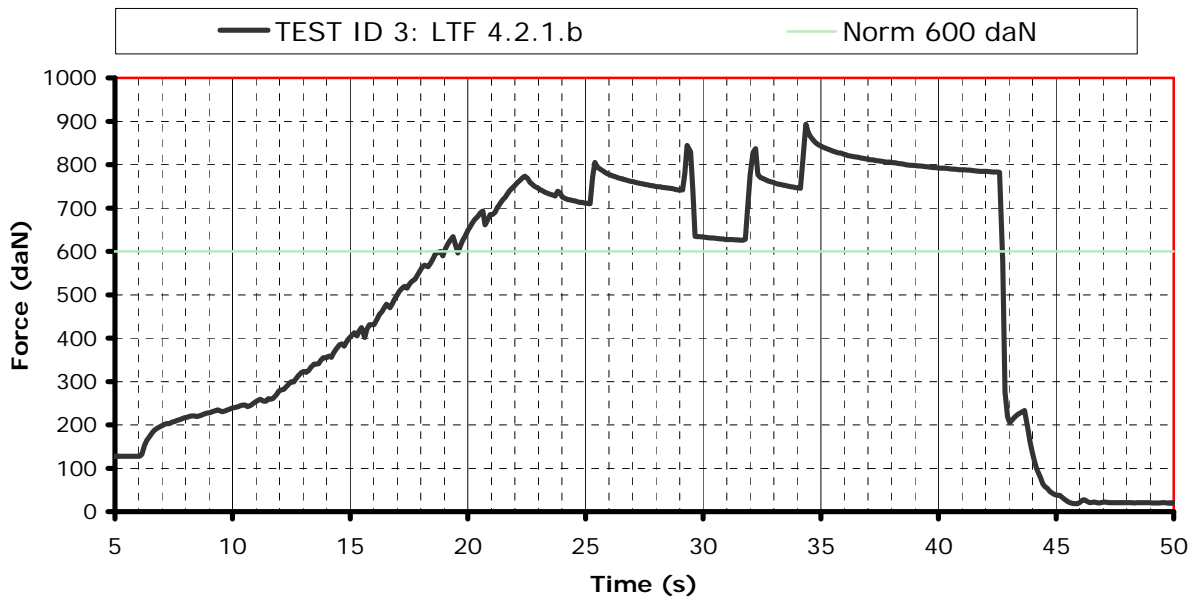
## Results

**Duration of maintained min. load [s]:** 23 s

**Any signs of structural failure after this test:** No visible failure

**Test result:** Passed

## Graph:





## Harness Test

## Test ID 4

Item:	GII
Manufacturer	Sky Paragliders a.s.
Test place & date:	Villeneuve November 30, 2010
Test responsible:	Alain Zoller
Temp. [°C] & Humidity:	20,6° C; 27 %rel
Maximum certified pilot weight [kg]:	100 kg

**Standard** EN 1651

**Test standard §:** EN 5.3.2.7

**Test setup:** Flying position before landing: seat board (11) in landing position, leg straps (10) closed.

**Anchoring: Attachment points:** Both of the main riser attachments attached (3 and 4);

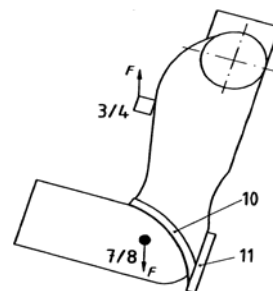
**Dummy:** Default, hip fixed (7, 8)

**Required load in g:** 15 g

**Min load [N]:** 15 000 N

**Required test load in kg:** **1500 kg**

**Min. duration [s]:** 5 s



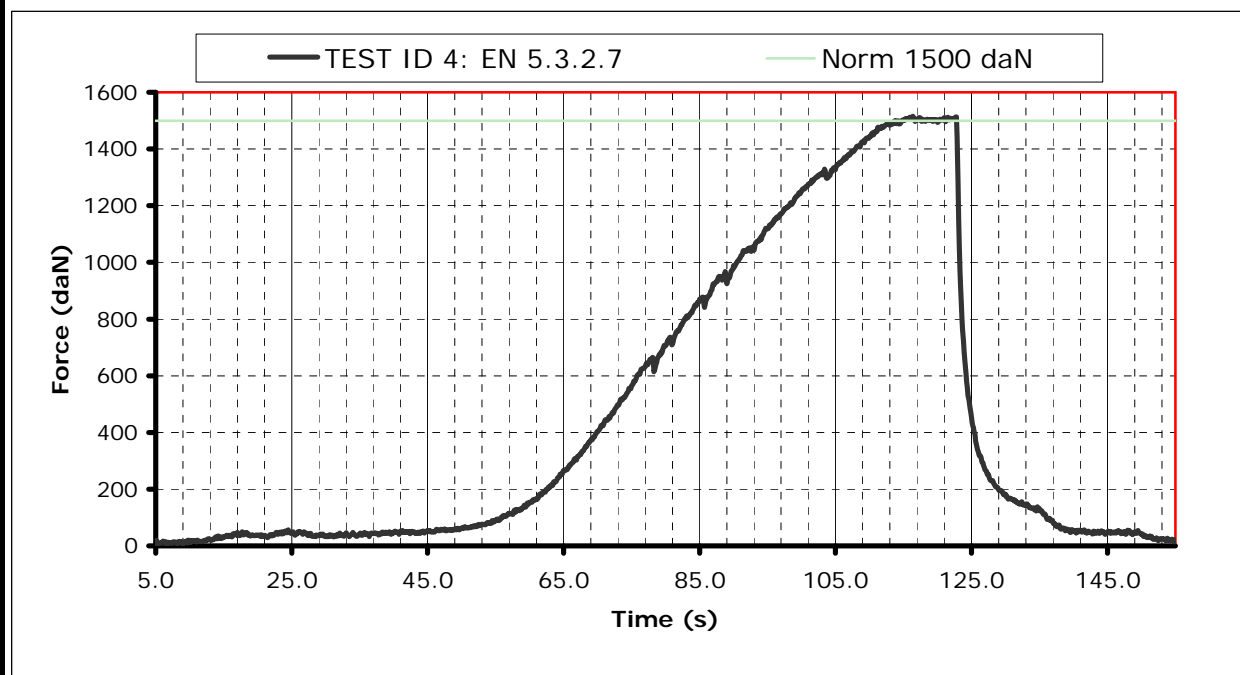
## Results

**Duration of maintained min. load [s]:** **7.2 s**

**Any signs of structural failure after this test:** **No visible failure**

**Test result:** **Passed**

## Graph:



**Harness Test**

**Test ID 5**

Item: GII  
 Manufacturer: Sky Paragliders a.s.  
 Test place & date: Villeneuve November 30, 2010  
 Test responsible: Alain Zoller  
 Temp. [°C] & Humidity: 20,6° C; 27 %rel  
 Maximum certified pilot weight [kg]: 100 kg

**Standard** 2. DV LuftGerPV §1, Nr. 7 c

**Test standard §:** 4.2.1.a rescue

**Test setup:** Rescue attachments

**Anchoring: Attachment points:** Rescue riser attachments (1,2)

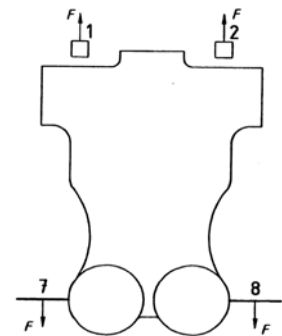
**Dummy:** Hip fixed (7, 8)

**Required load in g:** 9 g

**Min load [N]:** 9 000 N

**Required test load in kg:** **900 kg**

**Min. duration [s]:** 10 s



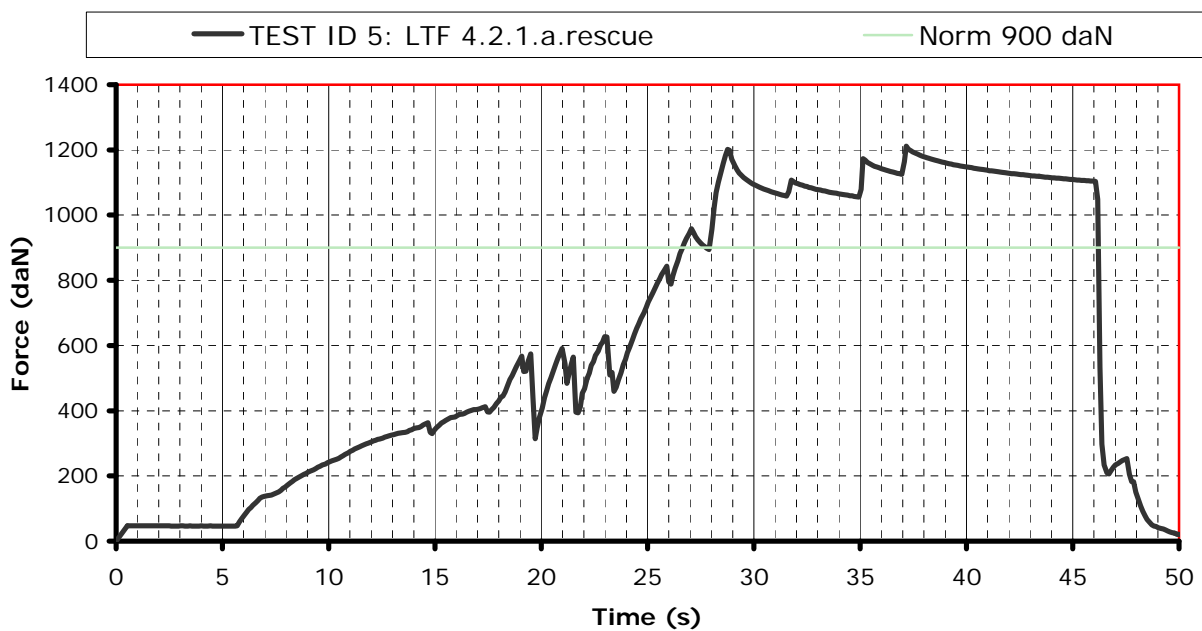
**Results**

**Duration of maintained min. load [s]:** **14 s**

**Any signs of structural failure after this test:** **No visible failure**

**Test result:** **Passed**

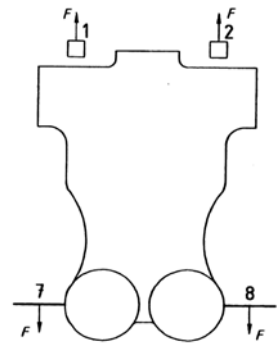
**Graph:**



**Harness Test** **Test ID 6**

Item: GII  
 Manufacturer: Sky Paragliders a.s.  
 Test place & date: Villeneuve November 30, 2010  
 Test responsible: Alain Zoller  
 Temp. [°C] & Humidity: 20,6° C; 27 %rel  
 Maximum certified pilot weight [kg]: 100 kg

**Standard** EN 1651  
 Test standard §: 5.3.2.4  
 Test setup: Rescue attachments  
 Anchoring: Attachment points: Rescue riser attachments (1,2)  
 Dummy: Hip fixed (7, 8)  
 Required load in g: 15 g  
 Min load [N]: 15 000 N  
 Required test load in kg: **1500 kg**  
 Min. duration [s]: 5 s



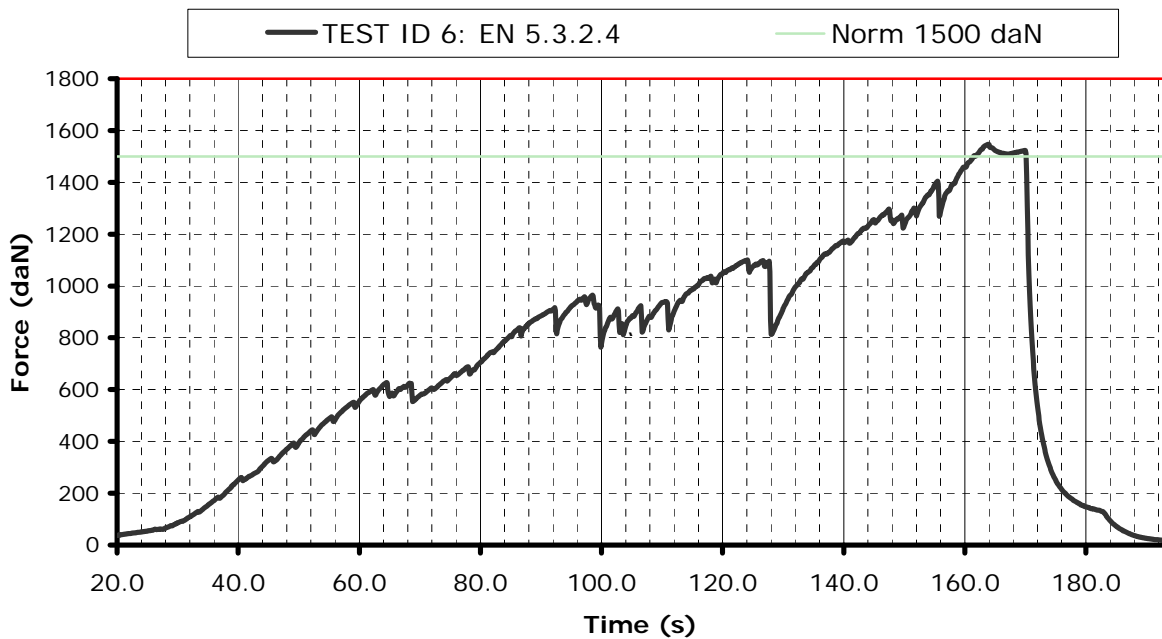
**Results**

Duration of maintained min. load [s]: **7.2 s**

Any signs of structural failure after this test: **No visible failure**

Test result: **Passed**

Graph:





**Harness Test**

**Test ID 7**

**Item:** GII  
**Manufacturer:** Sky Paragliders a.s.  
**Test place & date:** Villeneuve November 30, 2010  
**Test responsible:** Alain Zoller  
**Temp. [°C] & Humidity:** 20,6° C; 27 %rel  
**Maximum certified pilot weight [kg]:** 100 kg

**Standard** 2. DV LuftGerPV §1, Nr. 7 c

**Test standard §:** 4.2.1.b rescue

**Test setup:** Flying position before landing: seat board (11) in landing position, leg straps (10) closed.

**Anchoring: Attachment points:** Both of the rescue riser attachments attached (1 and 2);

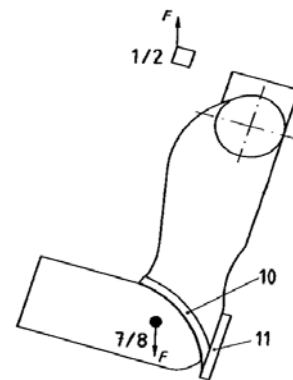
**Dummy:** Default, hip fixed (7, 8)

**Required load in g:** 6 g

**Min load [N]:** 6 000 N

**Required test load in kg:** 600 kg

**Min. duration [s]:** 10 s



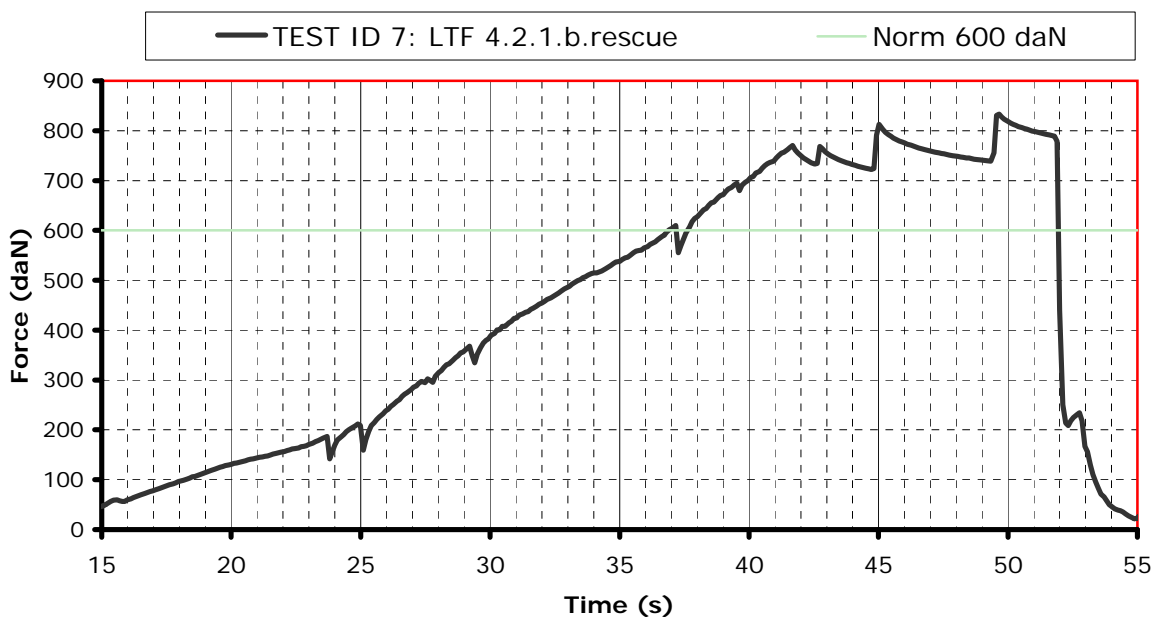
**Results**

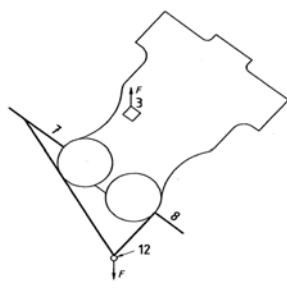
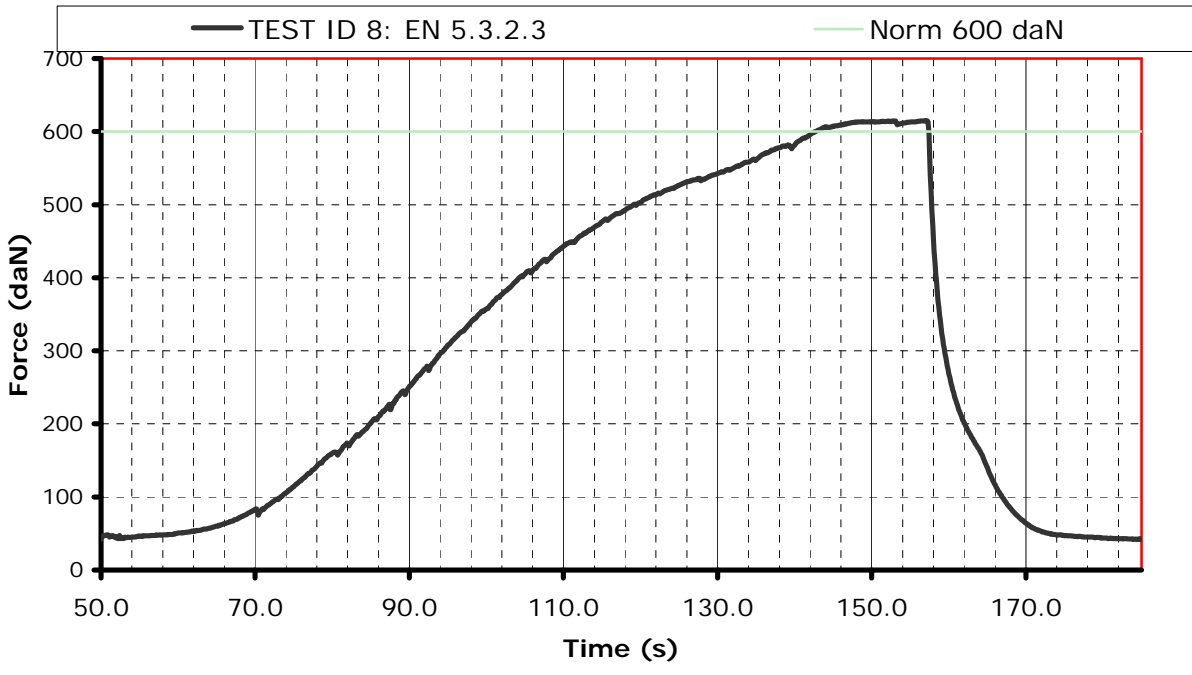
**Duration of maintained min. load [s]:** 14.5 s

**Any signs of structural failure after this test:** No visible failure

**Test result:** Passed

**Graph:**



Harness Test		Test ID 8
Item:	GII	
Manufacturer	Sky Paragliders a.s.	
Test place & date:	Villeneuve	November 30, 2010
Test responsible:	Alain Zoller	
Temp. [°C] & Humidity:	20,6° C; 27 %rel	
Maximum certified pilot weight [kg]:	100	kg
<b>Standard</b>	<b>EN 1651</b>	
Test standard §:	5.3.2.3	
Test setup:	Only one riser attached	
Anchoring: Attachment points:	One main riser attachments (3)	
Dummy:	Hip fixed (7, 8 -> 12)	
Required load in g:	6	g
Min load [N]:	6 000 N	
Required test load in kg:	<b>600</b>	<b>kg</b>
Min. duration [s]:	10 s	
		
<b>Results</b>		
Duration of maintained min. load [s]:	<b>13.3 s</b>	
Any signs of structural failure after this test:	<b>No visible failure</b>	
Test result:	<b>Passed</b>	
Graph:		

The management system governing the provision of this test service is ISO 9001 certified:



Air Turquoise S.A. – Certification of paraglider equipment  
 Tested in accordance with EN 1651 : 1999 and 2.DV LuftGerPV §1, Nr. 7 c



**Harness Test** **Test ID 10**

**Item:** GII  
**Manufacturer:** Sky Paragliders a.s.  
**Test place & date:** Villeneuve November 30, 2010  
**Test responsible:** Alain Zoller  
**Temp. [°C] & Humidity:** 20,6° C; 27 %rel  
**Maximum certified pilot weight [kg]:** 100 kg

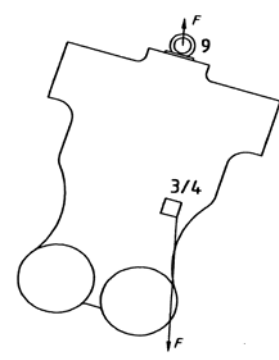
**Standard:** EN 1651

**Test standard §:** 5.3.2.6

**Test setup:** Normal flying position in NEGATIF

**Anchoring: Attachment points:** ONE of the main riser attachments attached downwards(3 or 4);  
**Dummy:** Dummy anchored at the head position (9)

**Required load in g:** 4.5 g  
**Min load [N]:** 4500 N  
**Required test load in kg:** **450** kg  
**Min. duration [s]:** 10 s



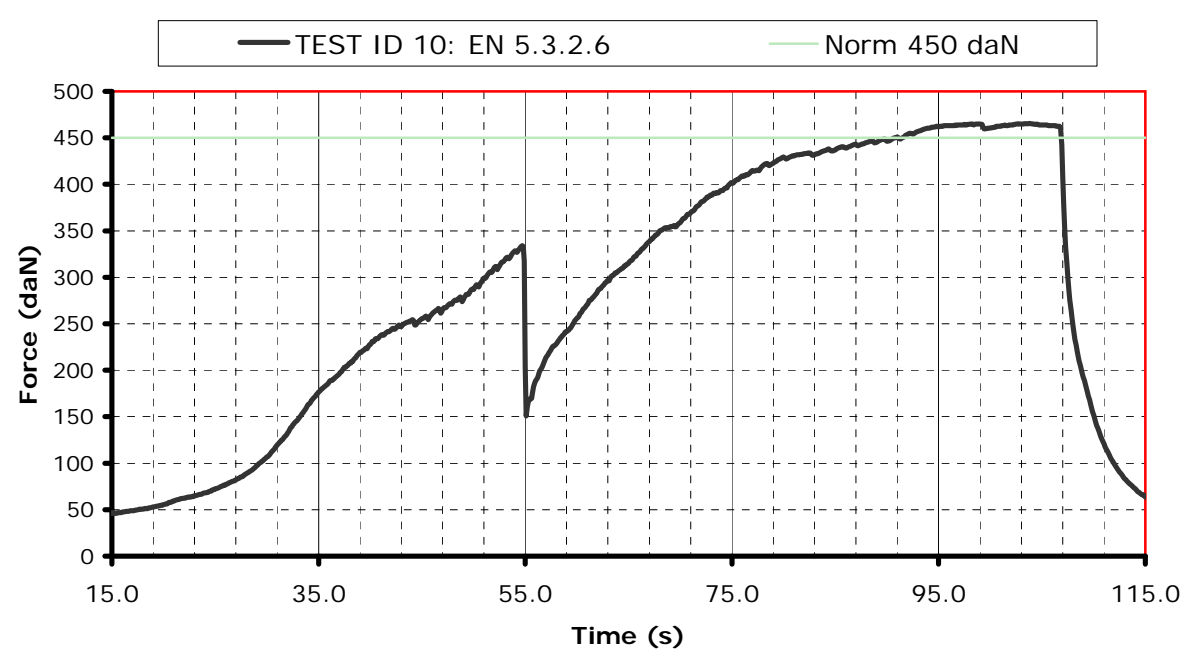
**Results**

**Duration of maintained min. load [s]:** **15.1 s**

**Any signs of structural failure after this test:** **No visible failure**

**Test result:** **Passed**

**Graph:**



The management system governing the provision of this test service is ISO 9001 certified:





## Harness Test

## Test ID 11

Item:	GII
Manufacturer	Sky Paragliders a.s.
Test place & date:	Villeneuve November 30, 2010
Test responsible:	Alain Zoller
Temp. [°C] & Humidity:	20,6° C; 27 %rel
Maximum certified pilot weight [kg]:	100 kg

**Standard** 2. DV LuftGerPV §1, Nr. 7 c

**Test standard §:** 4.2.1.c

**Test setup:** Pilot upside down flying position

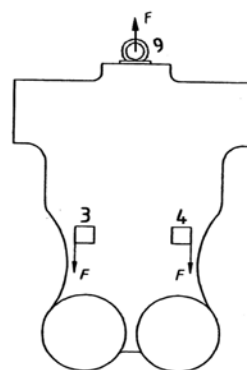
**Anchoring: Attachment points:** Both of the main riser attachments attached downwards (3 and 4);  
**Dummy:** Dummy anchored at the head position (9)

**Required load in g:** 6 g

**Min load [N]:** 6 000 N

**Required test load in kg:** **600 kg**

**Min. duration [s]:** 10 s



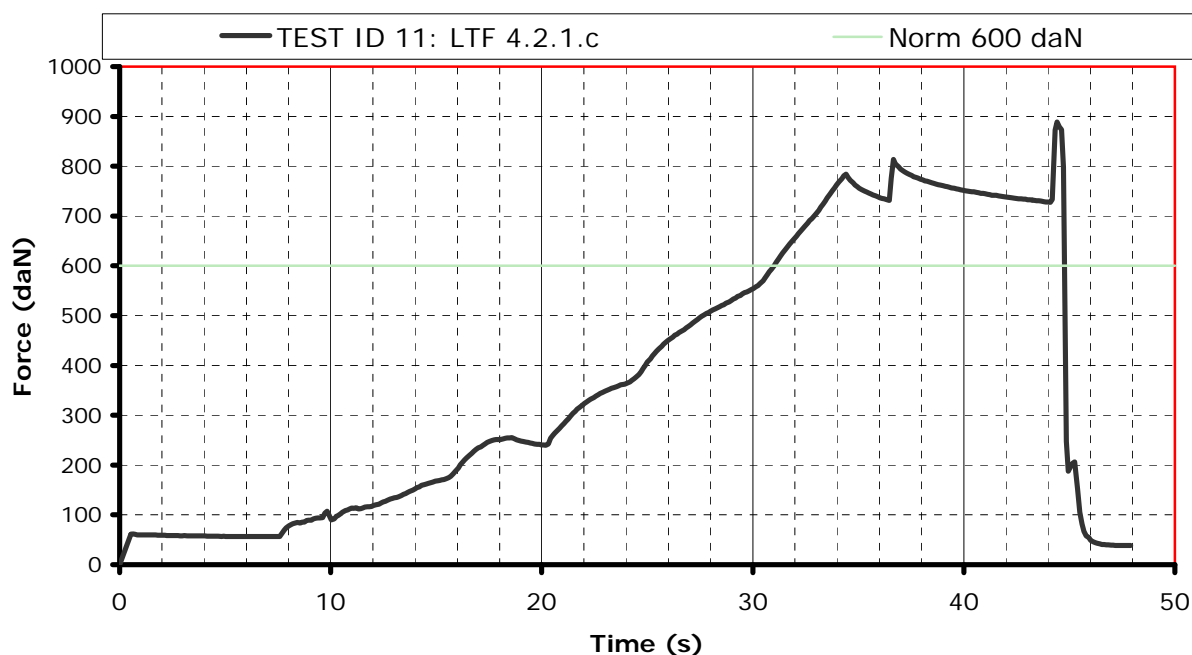
## Results

**Duration of maintained min. load [s]:** **14 s**

**Any signs of structural failure after this test:** **No visible failure**

**Test result:** **Passed**

## Graph:







**Harness Test** **Test ID 12**

**Item:** GII  
**Manufacturer:** Sky Paragliders a.s.  
**Test place & date:** Villeneuve November 30, 2010  
**Test responsible:** Alain Zoller  
**Temp. [°C] & Humidity:** 20,6° C; 27 %rel  
**Maximum certified pilot weight [kg]:** 100 kg

**Standard** 2. DV LuftGerPV §1, Nr. 7 c

**Test standard §:** 4.2.1.c rescue

**Test setup:** Pilot upside down flying position

**Anchoring: Attachment points:** Both of the rescue riser attachments attached downwards (1 and 2);

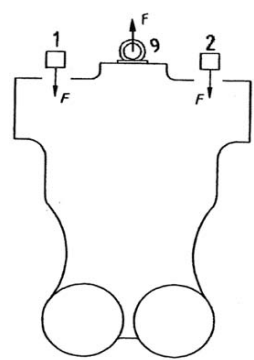
**Dummy:** Dummy anchored at the head position (9)

**Required load in g:** 6 g

**Min load [N]:** 6 000 N

**Required test load in kg:** **600 kg**

**Min. duration [s]:** 10 s



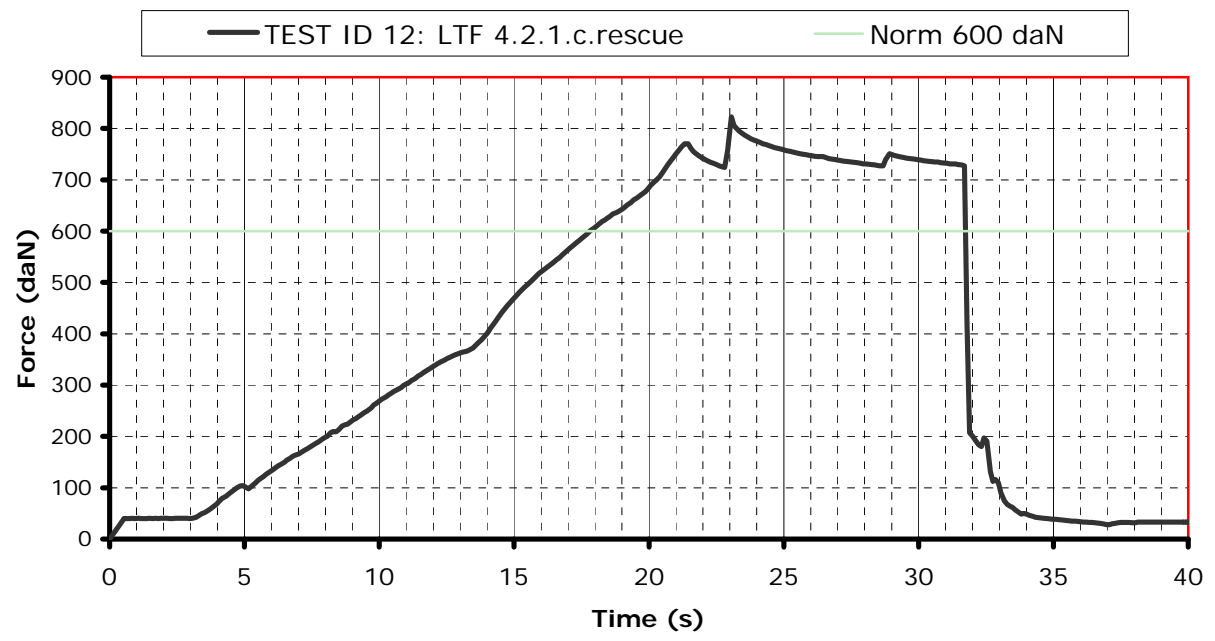
**Results**

**Duration of maintained min. load [s]:** **13.8 s**

**Any signs of structural failure after this test:** **No visible failure**

**Test result:** **Passed**

**Graph:**



The management system governing the provision of this test service is ISO 9001 certified:





**Protector shock test** **Test ID Protect 1**

<b>Item:</b>	GII
<b>Manufacturer</b>	Sky Paragliders a.s.
<b>Test place &amp; date:</b>	Villeneuve November 30, 2010
<b>Test responsible:</b>	Alain Zoller
<b>Temp. [°C] &amp; Humidity:</b>	20,6° C; 27 %rel
<b>Maximum certified pilot weight [kg]:</b>	100 kg

**Standard** 2. DV LuftGerPV §1, Nr. 7 c

**Test standard §:** 5.1.1

**Test setup:** Harness attached to protector test dummy, in a similar way like a real pilot in flight.  
Impact will be simulated by dropping the dummy from a certain height (with and without reserve).  
To simulate the "in-flight" conditions, the airbag is inflated with pressurized air equalling an airspeed of 7m/s. Inflation has to be stopped at least 5 sec before impact.  
Impact will be measured by an accelerometer mounted on the dummy. (Impact measured in g's)

**Requirements:**

- Minimun height:** 1.65 m (between lowest point test dummy and impact surface)
- Impact requirements:**
  - +50g as absolute maximum;
  - +38g during less than 7 msec;
  - +20g during less than 25 msec.
- Repetitions:** The test will be performed 2 times, minimum 1 hour and maximum 2 hours after the first impact (with airbag protectors this pause is not necessary). The 2 Max-values should not differ more than 20%

**Results**

**Shock test 1:**

Impact at a height of 1.65m:	47.396	} <span style="border: 1px solid black; padding: 2px;">Δ &lt; 20 % ?</span>
Impact duration of+ 38 g (if any):	0.005	
Impact duration of +20 g (if any):	0.01193	

**Shock test 2:**

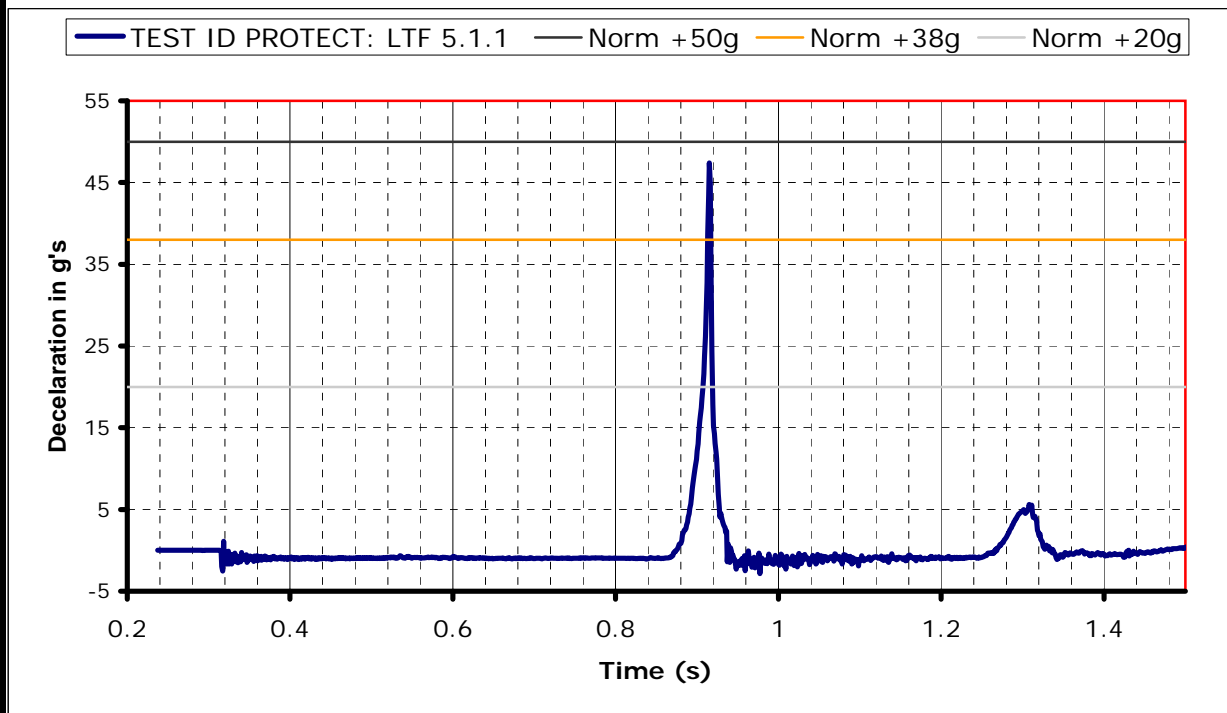
Impact at a height of 1.65m:	43.588	} <span style="border: 1px solid black; padding: 2px;">Δ &lt; 20 % ?</span>
Impact duration of+ 38 g (if any):	0.004	
Impact duration of +20 g (if any):	0.014	

**Test Result:** Passed

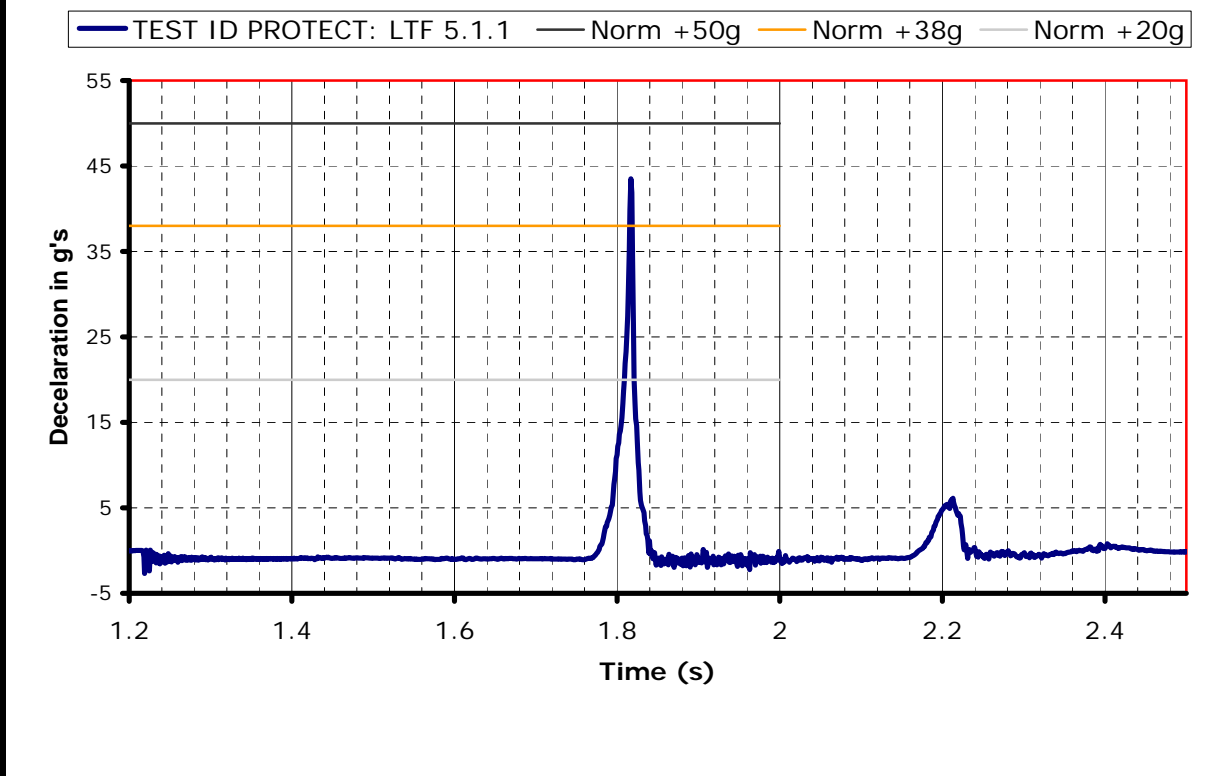




Graph 1:



Graph 2:





**Rescue deployment resistance test** **Test ID resc**

<b>Item:</b>	GII
<b>Manufacturer</b>	Sky Paragliders a.s.
<b>Test place &amp; date:</b>	Villeneuve November 30, 2010
<b>Test responsible:</b>	Alain Zoller
<b>Temp. [°C] &amp; Humidity:</b>	20,6° C; 27 %rel
<b>Maximum certified pilot weight [kg]:</b>	100 kg

**Standard** 2. DV LuftGerPV §1, Nr. 7 c

**Test standard §:** 6.1.5

**Test setup:**

The deployment of the rescue system has to be ensured in all circumstances, especially with a damaged glider.

The pilot has to be able to deploy the rescue chute with a single pull out of the outer container, single handed and in an anatomical favorable direction.

In order to simulate this, the test responsible deploys the rescue seated in the harness. In a similar way as in real flight. The deployment resistance is approximately measured by the load cell, which is placed between the hand of the test responsible and the rescue hand grip.

On the other hand inadvertent deployment has to be fairly remote. Therefore a shear link has to withstand a minimum load.

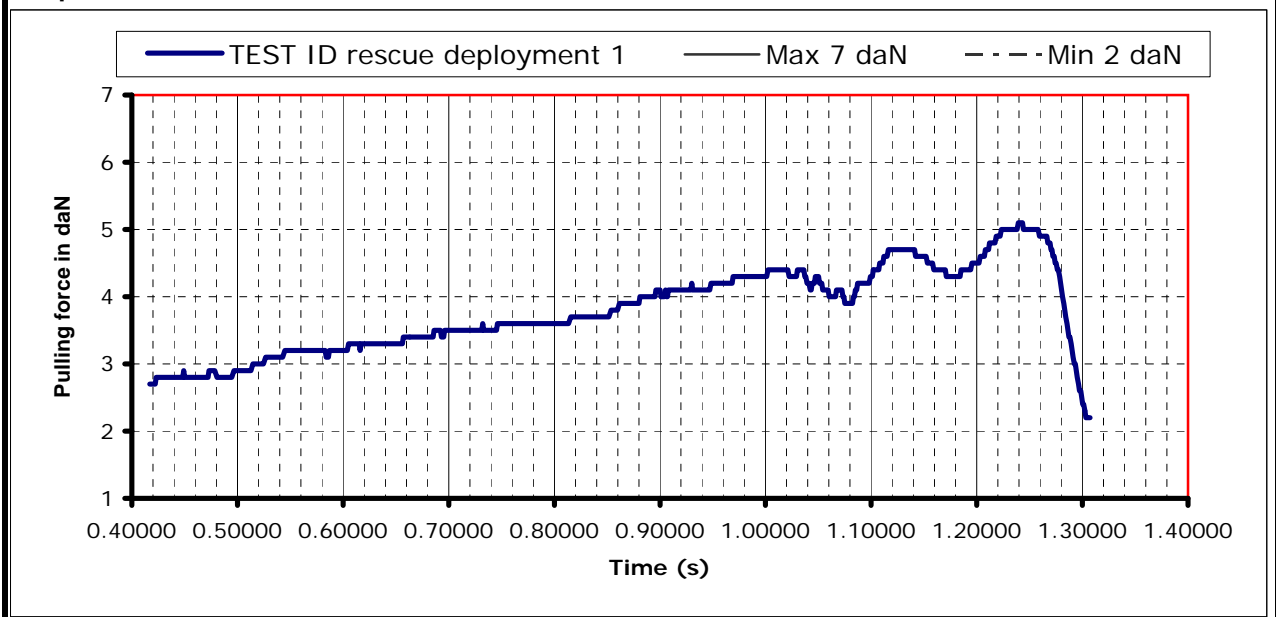
<b>Requirements:</b>	<b>Max force for single hand deployment:</b>	approx. 70 N
	<b>Min force to prevent unwanted opening:</b>	approx. 20 N

**Results**

**Measured peak to peak required force for deployment [daN]:** 5.1 daN

**Comment:** Passed

**Graph:**





## Rescue deployment strap strength test

Test ID resc strap

**Item:** GII  
**Manufacturer:** Sky Paragliders a.s.  
**Test place & date:** Villeneuve November 30, 2010  
**Test responsible:** Alain Zoller  
**Temp. [°C] & Humidity:** 20,6° C; 27 %rel  
**Maximum certified pilot weight [kg]:** 100 kg

**Standard** EN 12491 & 2. DV LuftGerPV §1, Nr. 7 c

**Test standard §:** 5.3.2 (EN 12491) & 6.1.8 (LTF)

**Test setup:** The handgrip of the outer container has to be connected to the inner container with a removable loop in a way that it is possible to use the inner container with different types of outer containers.  
 The connection between handgrip and inner container has to have sufficient load capacity/structural strength in any situation that may arise during normal operation.  
 In order to verify this, the connection is tested on its tensile strength by a default tensile testing setup.  
 In addition to this the breaking resistance will also be measured.

**Requirements:** **Min. tensile strenght for 10 s:** 700 N (= 70daN)

### Results

**Duration of maintained load [s]:** 10.1 s

**Breaking resistance [daN]:** 90

**Comment:** Passed

### Graph:

